

# u-boot<sup>®</sup> beton

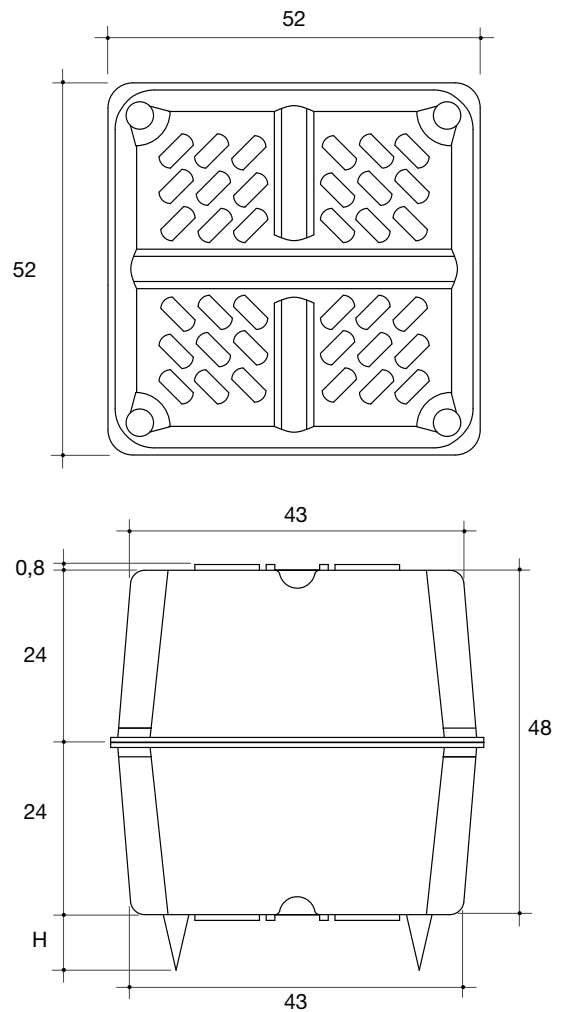
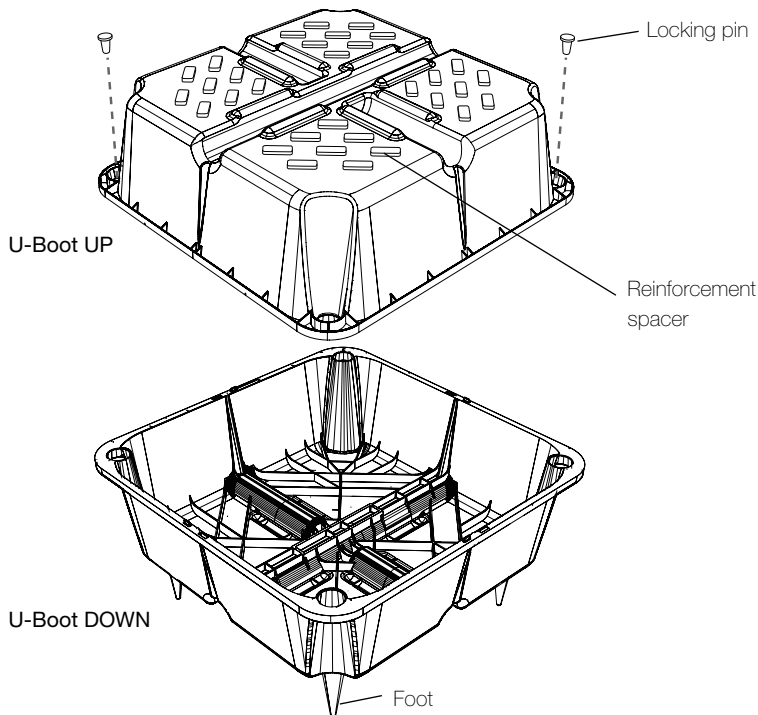
# H.48 cm DOUBLE



### Disposable formwork for the formation of bidirectional lightened slabs (or foundation slabs).

This technology allows the easy formation of slabs with large clearance and for heavy loads, with a completely flat soffit, as well as with the beams or the capitals of the structural grid contained within the thickness of the slab. Immersing the formwork in the concrete casting results in a grid of perpendicular joists, closed, on top and bottom, by a flat plate. All of the stress should be transferred directly on the pillars, around which a full zone should be left

**U-Boot Beton®** is the ideal solution for creating slabs with a large span and/or great load-bearing capacity: it is particularly suited for structures that require considerable open spaces, such as **executive, commercial and industrial buildings as well as public, civil and residential structures**. It makes it possible to more irregularly distribute the pillars, as beams do not need to be created.



The two locking pins confer greater safety seal between the two halves. They should be inserted, optionally, in the corresponding seats, at two opposite corners.

The figures are by way of example: In particular, the coupling can also be achieved by reversing the order of the two halves, or (if available) by using two halves of the same height, or two halves of different heights from those represented. The reinforcement spacers might have different shapes and positioning.

Measures are in cm.



**Kg. 3,46/3,66 Piece weight**



**m³ 0,0940 Piece volume**

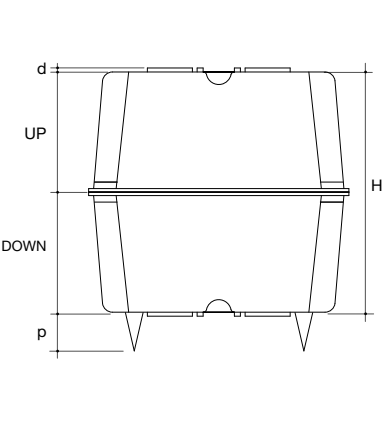
## U-BOOT H 48 cm - Parameter and consumption table

Feet H cm.	Spacers H cm.	Joist width cm.	Joist centre distance cm.	U-boot incidence	Concrete saving* m <sup>3</sup> /pcs.	Concrete saving* m <sup>2</sup> /m <sup>3</sup>	Concrete consumption m <sup>2</sup> /m <sup>3</sup>
0-5-6-7-8-9-10	0,8	10	62	2,60	0,0940	0,244	0,236
0-5-6-7-8-9-10	0,8	12	64	2,44	0,0940	0,229	0,251
0-5-6-7-8-9-10	0,8	14	66	2,30	0,0940	0,216	0,264
0-5-6-7-8-9-10	0,8	16	68	2,16	0,0940	0,203	0,277
0-5-6-7-8-9-10	0,8	18	70	2,04	0,0940	0,192	0,288
0-5-6-7-8-9-10	0,8	20	72	1,93	v	0,181	0,299

\*As well as saving of concrete, the weight of the building will be lower (since the foundations and the structural grid are leaner).

To contact the technical office: Tel. +39 0422 208350 - tecnico@daliform.com - To obtain updated technical cards, support material, new photos and case studies, go to www.daliform.com - The technical consultancy is only valid for the Daliform Group construction systems.


## Technical data and packing

U-BOOT DOUBLE H 48 cm				
	Working dimensions		cm 52 x 52	
	Height H		cm 48	
	Foot height p		cm 0-5-6-7-8-9-10	
	Spacer height d		cm 0,8	
	Piece volume **		m <sup>3</sup> 0,0940	
	UP H 24 cm	Pallet dimensions		cm 110 x 110 x 250 h
		Pallet pieces*		pz./PAL. 440
		Pallet weight*		Kg./PAL. 860
	DOWN H 24 cm	Pallet dimensions		cm 110 x 110 x 250 h
		Pallet pieces*		pz./PAL. 440
Pallet weight*		Kg. 860		

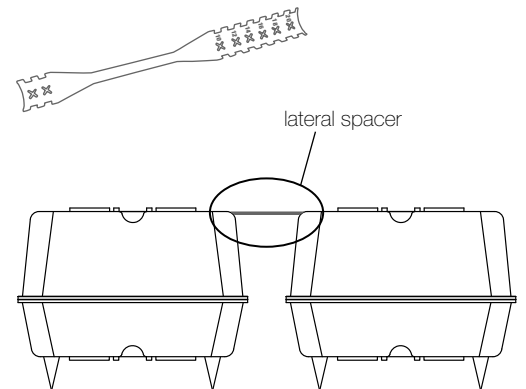
\* For production necessity the technical data can be change. // \*\* Volume related to one possible combination UP + DOWN


## Dry-stone time-exposure of U-Boot Beton® double: 15 m<sup>2</sup>/h

## Accessories

LATERAL SPACER		A	B
	Length	cm	41,5 50
	Weight per piece	Kg./pcs.	0,042 0,050
	Pieces per box	pcs.	400 400

**A** joist width 10-20 cm  
**B** joist width 22-28 cm



FEET from H.11 to H.20 cm			
	Useful size	H cm	from 11 to 20
	Weight per piece	Kg	from 0,026 to 0,048

In order to determine the thickness of the soffit slab, elevator feet of variable height, 11 to 20 cm, are available in addition to 0 to 10 cm feet: these accessories are to be grafted on site on the existing ones.

The information contained in this catalogue could be changed. Before placing an order, request a confirmation or updated information from the DALIFORM GROUP, which reserves the right to make changes at any moment without notice. In consideration of recycled material, it is specified that there are tolerance margins caused by environmental factors.